

BACKGROUND



Ruth Bader Ginsburg
SCHOOL OF LAW

Ruth Bader Ginsburg School of Law is a fictitious institution and the analyses presented here are based on simulated data. As such **no inferences nor conclusions should be drawn based on the information reported herein.**

RBG Law submitted deidentified data for 4,078 students who matriculated to law school in 2012 through 2019. The overall bar pass rate for these students was 73%.

OBJECTIVE

The Initiative is designed to answer three questions:

1. How do preadmission factors (LSAT score, final UGPA, and UGPA growth) relate to academic performance and bar success?
2. How does law school GPA relate to bar passage?
3. How do credits and grades earned in certain bar-tested courses (Article 9 - Secured Transactions, Business Associations, Criminal Procedure, Evidence, Family Law, and Trusts and Estates) relate to bar passage?

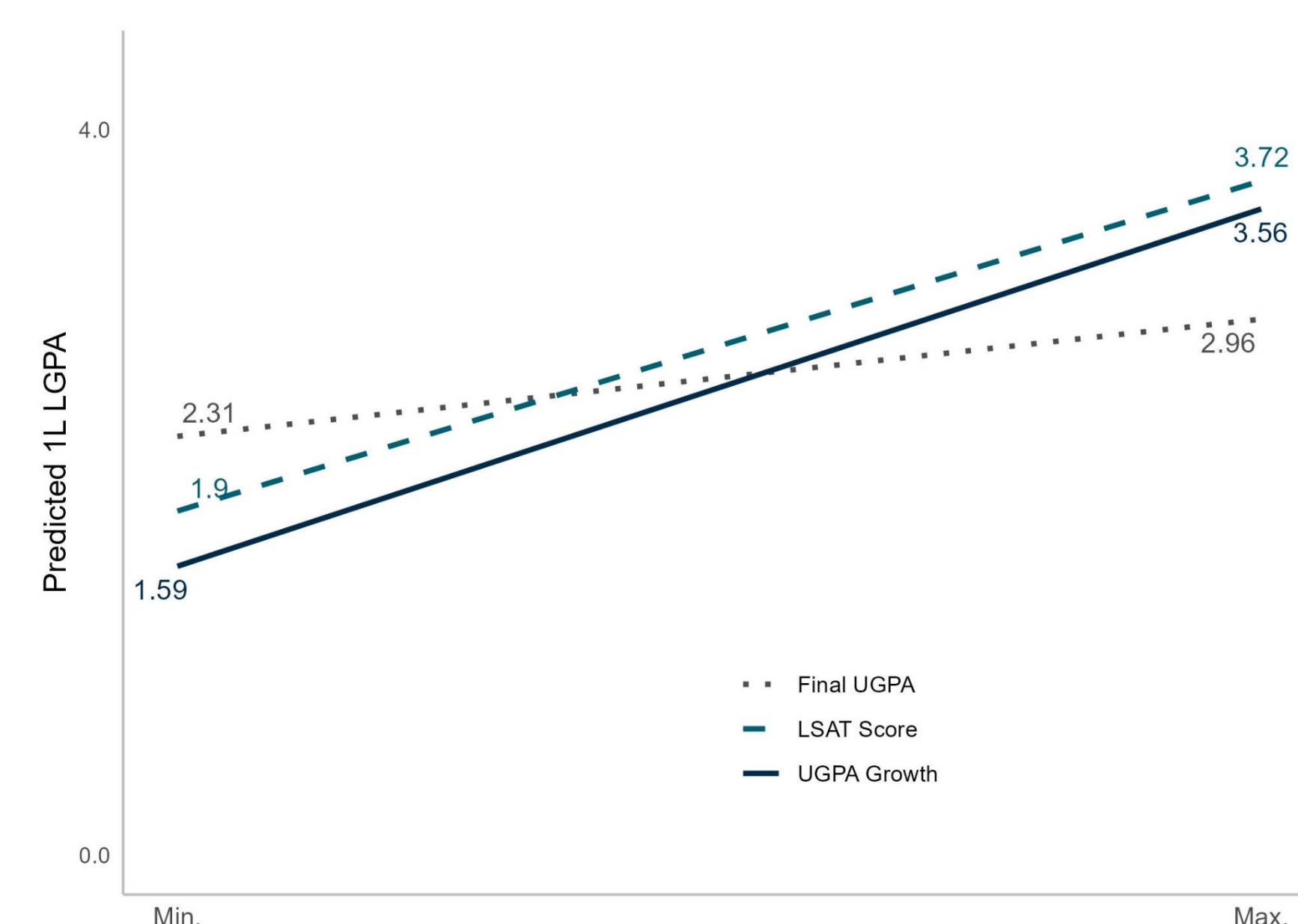
METHOD(S)

For analyses of academic performance, we construct OLS linear regression models to predict first-year (1L) LGPA.

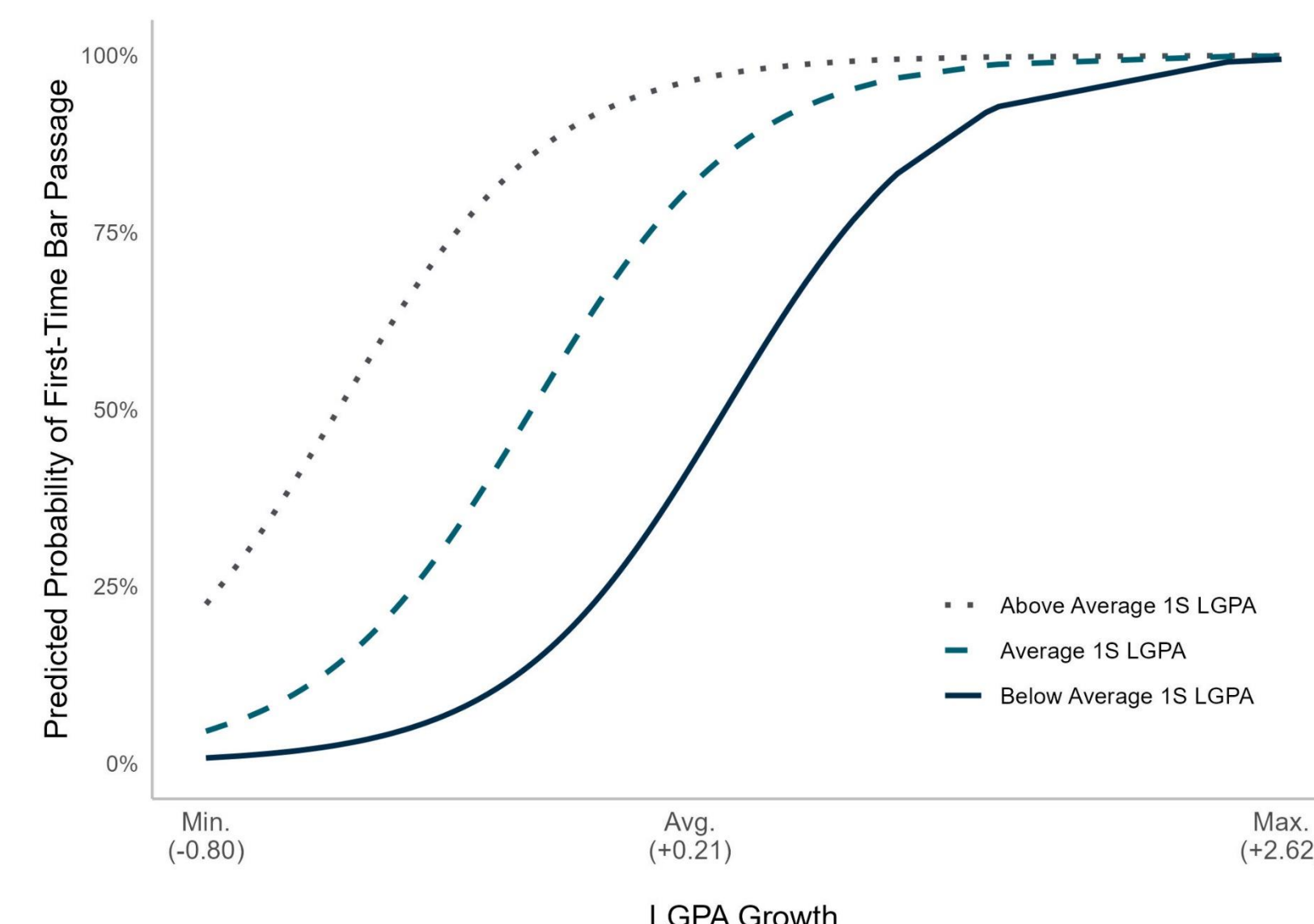
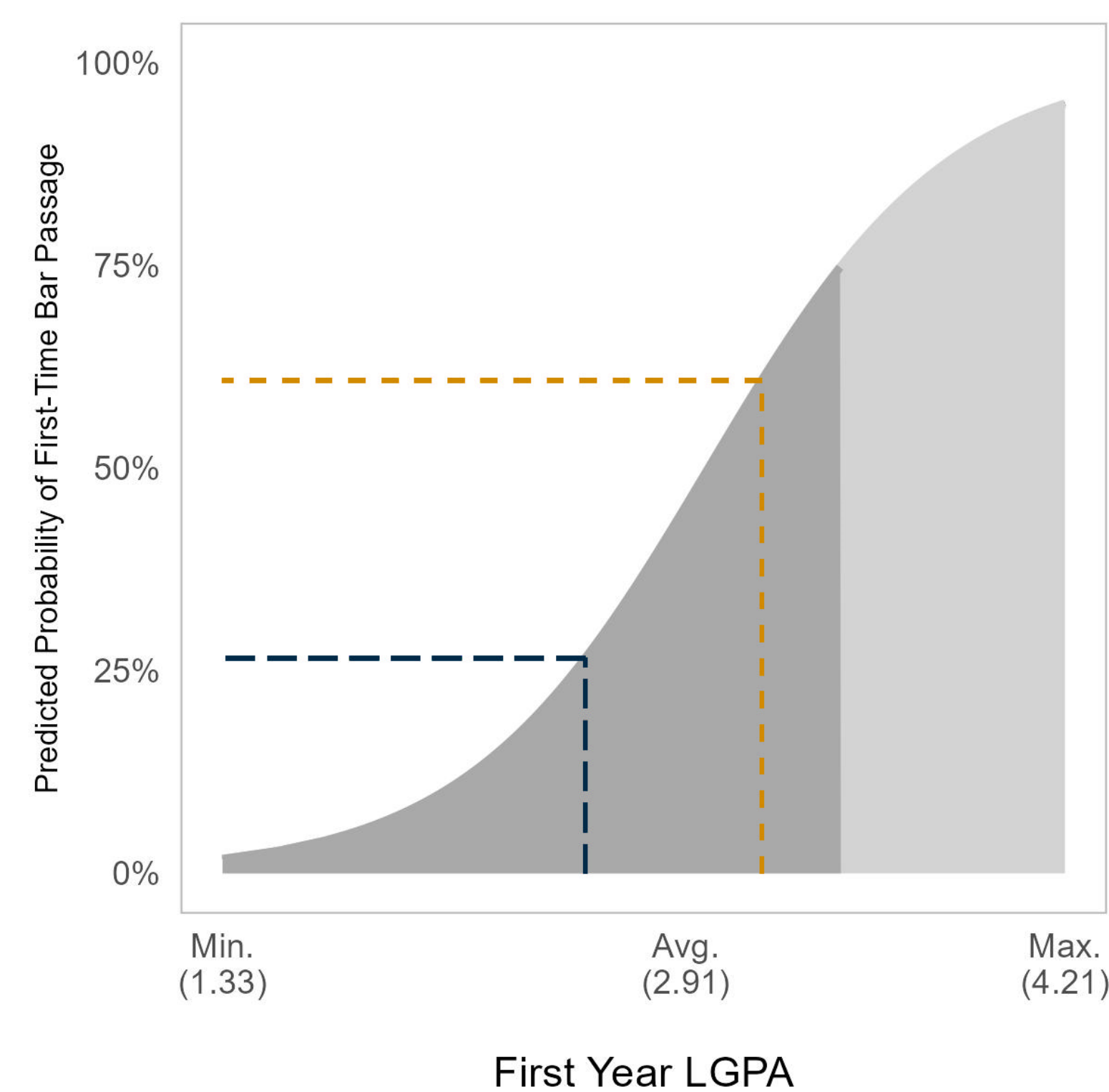
For the analyses of bar passage, we construct logistic regression models. We report the results as changes to a student's predicted probability of passing the bar exam.

RESULTS (Illustrative Only)

UGPA Growth Predicts 1L LGPA as well as LSAT Score and Better than Final UGPA

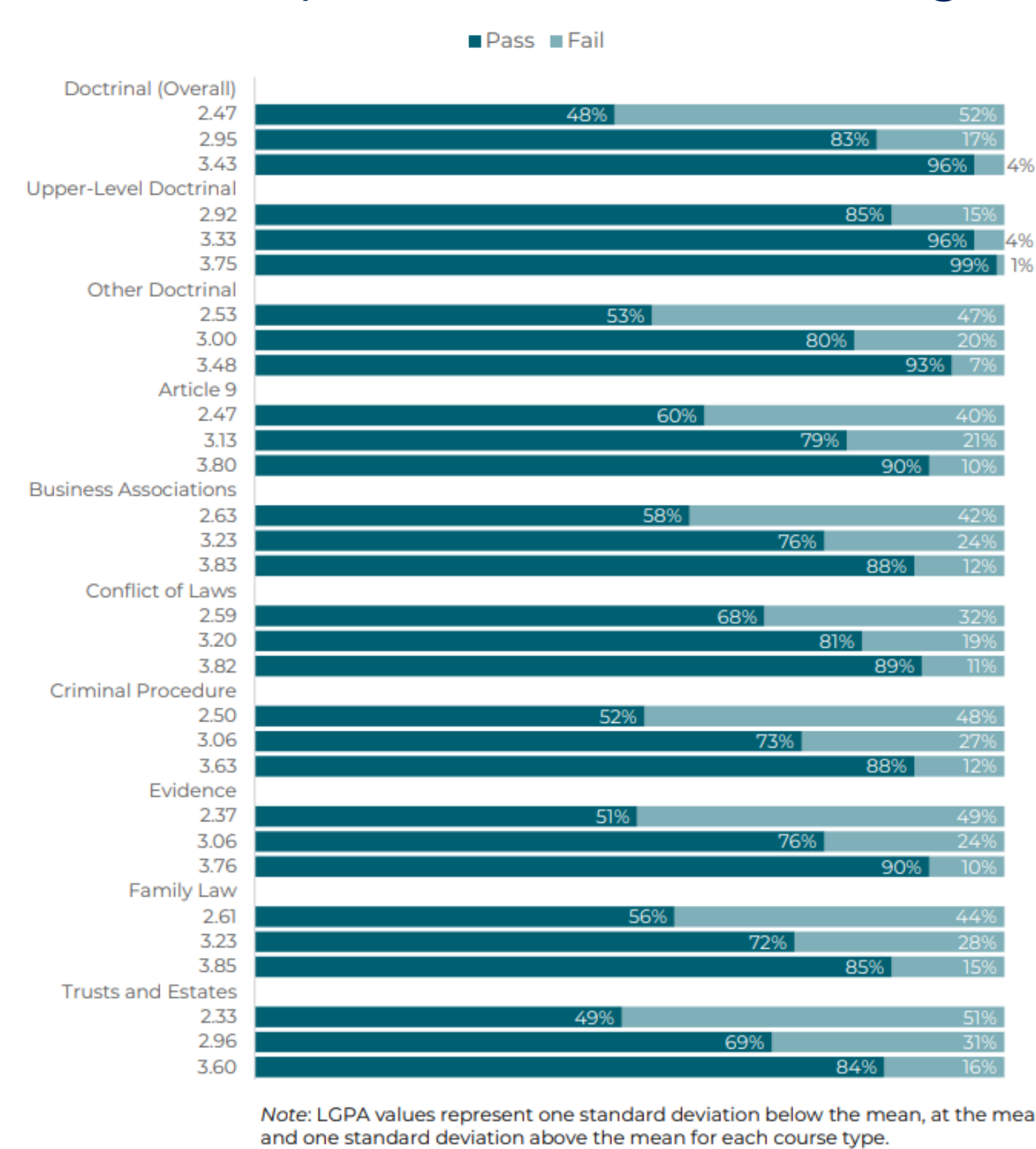


1L LGPA and LGPA Growth are Predictive of First-Time Bar Passage



RESULTS (cont.)

Doctrinal LGPA — Overall and Per Course — are Positively Related to Bar Passage



Credits Earned in Doctrinal and Clinic Courses are Positively Related to Bar Passage; Credits in Externships and Skills-Based Courses are Slightly, Negatively Related to Bar Passage

Course	Credits Earned	Prob. of Bar Pass
Externship	0	79%
	3	76%
Skills	4	76%
	8	74%

LSAT Score, Final UGPA, and UGPA Growth are Predictive of First-Time Bar Passage

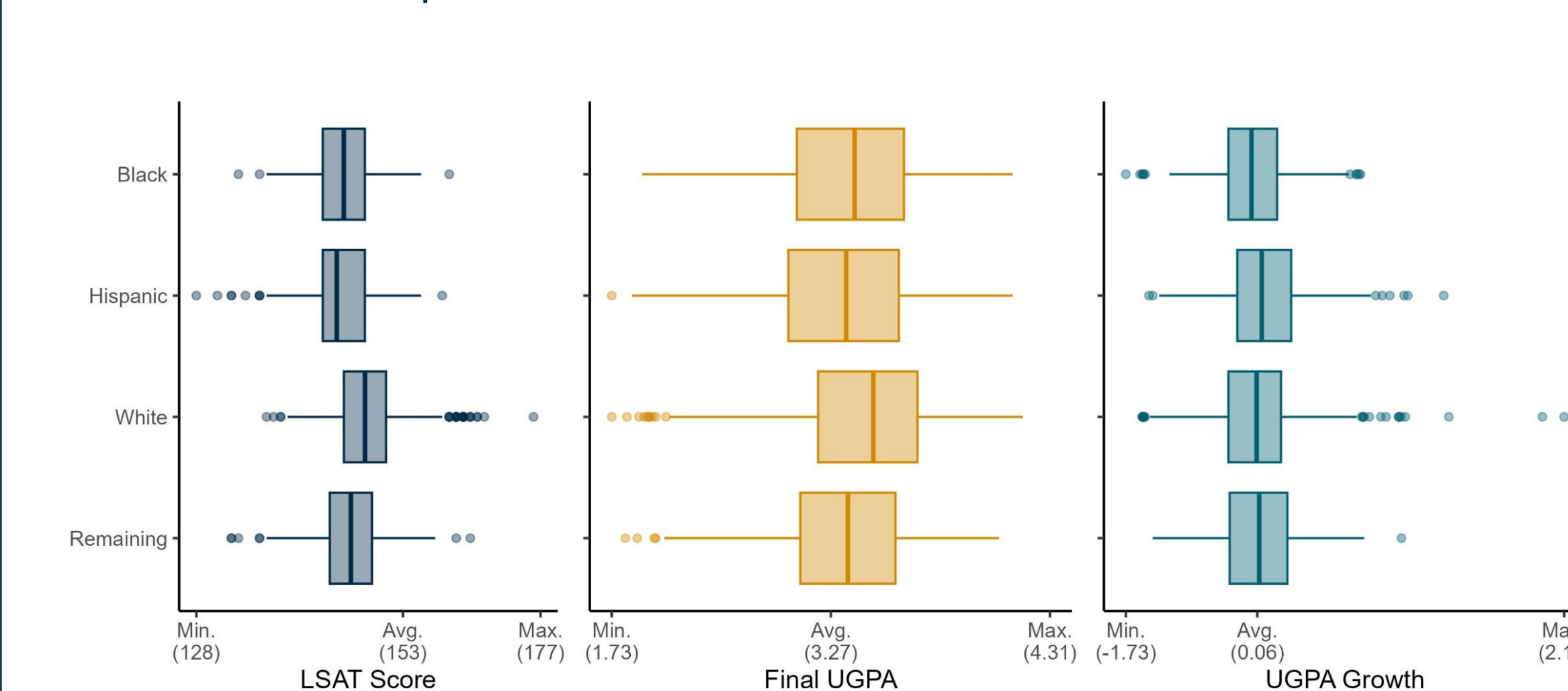
Compared to the average LSAT score (153), a 1-pt increase is associated with a 2%-pt increase in likelihood of first-time bar passage

Compared to the average final UGPA (3.27), a 0.1-pt increase is associated with a 2%-pt increase in odds of bar passage

Among students with below average final UGPA, a UGPA growth of 0.1 pt is associated with a 3%-pt increase in odds of bar passage compared to no UGPA growth

RESULTS (cont.)

UGPA Growth Varies Less Across Racial/Ethnic Groups than LSAT Score and Final UGPA



RECOMMENDATIONS (Illustrative Only)

1. Properly contextualize pre-admission factors when making admission decisions. Although LSAT score and UGPA are positively correlated with 1L LGPA, they become less predictive of academic and bar success over time.
2. Consider UGPA growth as an admission factor. It does not yield the same racial/ethnic disparities as LSAT score and UGPA and may be a more equitable admission consideration.
3. Encourage students to complete additional clinic-based and doctrinal courses. The largest return on investment for students stems from increases in credit hours earned in these courses.
4. Continue to track LGPA across each year of law school to target interventions toward students with lower likelihood of first-time bar passage.
5. Utilize 1S and 1L LGPA as a benchmark for bar success. Consider targeting interventions to students whose GPA indicates a less than 75% likelihood of bar passage.



SCAN FOR FULL PAPER

Contact us: Research@accesslex.org